



Classroom Furniture

Environments that
Inspire Learning



1100 Series Sled Base Chair



Features

Seat:

- Ergonomically designed, one-piece, injection-molded, polypropylene shell with leather grain surface
- Waterfall edge promotes good circulation and relieves pressure points
- Design promotes correct seating posture. V-Back in chair provides ventilation for hips and provides spinal relief.
- Chair with 18" A+ seat features an extra wide shell that provides 20% more seat surface
- Optional seat and back pads are available on 18"A and 18"A+ chairs

Frame:

- Frame is a sled base design formed from 3/4", 16-gauge, steel tubing

- Steel tubing runs from front to back of the seat with radius corners on front and rear for ease of sliding on carpet
- Seat supports are die-formed from two, 14-gauge steel support braces with a continuous weld to conceal seat rivets
- Available in nickel-chrome plated or black powdercoat finishes
- Choose from 4 sizes with or without felt glides

Book Basket:

- Optional field installed book basket is formed from 18-gauge steel rods
- Available in heavy-duty, nickel-plated chrome or black powdercoat finishes



Furniture & Equipment

Visit us at www.schoolspecialty.com or call 1-888-388-3224


Specifications

Model	Shell Size	Seat Height	Chair Height	Seat Width	Seat Depth	Frame Width	Frame Depth
18"A+ Sled Base Chair	Extra Wide	18"	33.5"	15.5"	14.5"	19.5"	21.5"
18" Sled Base Chair	Standard	18"	32"	14"	14.5"	19.5"	21.5"
16" Sled Base Chair	Medium	16"	27.5"	12"	12"	17.5"	19.5"
14" Sled Base Chair	Small	14"	25.5"	10.5"	9.5"	16.5"	16.5"

Seat Colors




Padded Seat & Back Colors

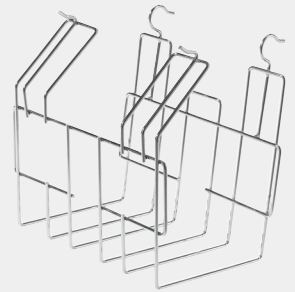


Only available on 18"A and 18"A+ chairs

Frame Colors



Features



Field Installed Wire Book Basket



Optional Seat and Back Pads