

## Mobile Convertible Bench Unit

Two benches form a cafeteria bench by engaging the ganging device/locking casters



### Features


- Folding mobile convertible bench unit
- Use as a comfortable bench with back, or rotate the backrest 75 degrees to provide a versatile table with bench seat
- Heavy 14-gauge steel square tubing
- Table tops and benches are constructed of high pressure laminate bonded to a  $\frac{3}{4}$ " core. Choose from furniture grade particleboard core with T-mold edge, MDF core with LockEdge or plywood core with either LockEdge or T-mold edge.
- Tamper-resistant table top/bench top screws provide superior holding power to frame and can be serviced easily in the field
- Standard ganging device allows joining two tables together securely for cafeteria style table and seating
- Tamper-resistant lock nuts on all down lock assemblies include a self-adjusting hinge lock to ensure the down lock engages every time
- Units feature a new wider storage lock catch with vertical adjustment that ensures the table always locks safely into the folded position
- An embedded pin in the leg system will prevent finger pinching and wear on the table top and bench surface when in a closed storage position
- New Jarvis 4" ball bearing swivel caster is non-marring, durable, and makes opening and folding tables a snap. The weight capacity for each is 275 lb. Tamper-proof nylon steel insert glides and tube closures will not break or fall apart
- Tables and benches fold and nest for perfect storage
- Table tops are reinforced with 16-gauge aprons for additional strength
- Safety tested and listed by Underwriter's Laboratories, Inc.
- Standard 29" height; additional heights of 25", 27" and 32" available as well as wheelchair positions



Flip Bench Down from Storage to Use as a Comfortable Bench Unit with Back for Assembly Seating



Rotate the Backrest 75° to Provide a Versatile Writing Surface



Tables and Benches Fold and Nest for Easy Storage

## Specifications


Model	Seating (Children)	Seating (Adults)	Bench Height	Table Size (Writing Surface) w/o Bench	Overall Opened Size w/ Writing Surface	Overall Opened Size w/ Backrest	Folded Size	5 Bench Units Nested	ADA Group Options
6' Convertible Bench	3-4	3	17"	72"L x 15"W x 29"H	72"L x 28 1/2"W x 29"H	72"L x 27 1/2"W x 34"H	72"L x 22 1/2"W x 34"H	80"L x 52"W x 34"H	1,2
7' Convertible Bench	4-5	4	17"	84"L x 15"W x 29"H	84"L x 28 1/2"W x 29"H	84"L x 27 1/2"W x 34"H	84"L x 22 1/2"W x 34"H	92"L x 52"W x 34"H	1,2
8' Convertible Bench	5-6	4-5	17"	96"L x 15"W x 29"H	96"L x 28 1/2"W x 29"H	96"L x 27 1/2"W x 34"H	96"L x 22 1/2"W x 34"H	104"L x 52"W x 34"H	1,2

Note: Bench tops are 12"W. Backrest height of bench units is 34".

## Features



Combine Single Bench Units with Standard Built-In Ganging Devices



Extra-Durable LockEdge Coating is Sprayed On, Creating a Permanent Seal That is Impervious to Bacteria and Moisture

## ADA Group Options

Group 1 is the standard option. For Groups 2 and 3, please contact your School Specialty Account Manager for ADA configurations.

### Group #1

ADA accessible 29"H STANDARD PRODUCTION table. ADA Seat is at ends or sides of table.\*

### Group #2

ADA accessible/compliant 29" or 32" high ADA table. Attached seating may be removed for ADA seat.\*

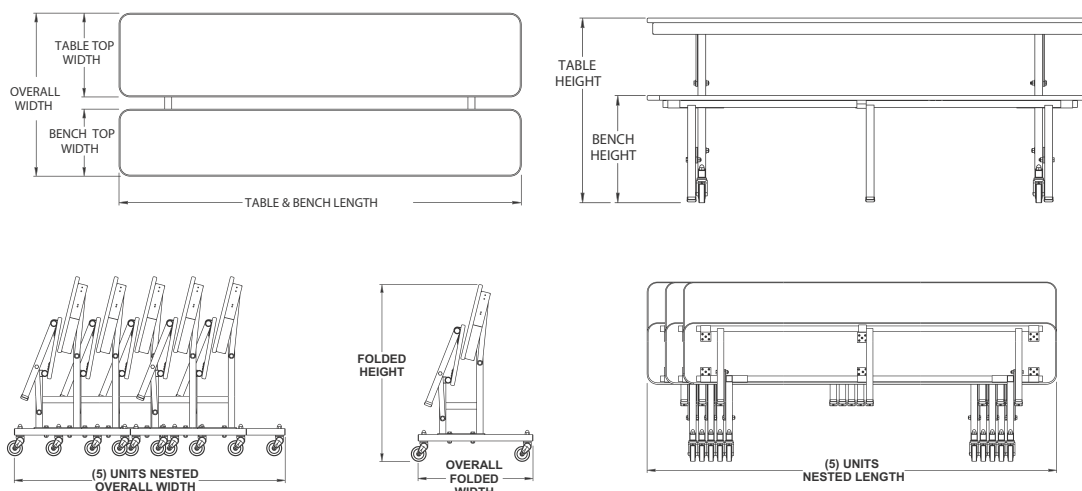
### Group #3

ADA COMPLIANT 29" or 32" high table. Attached seating may be removed for ADA seat.\*


\*May not provide full knee clearance on some sizes and positions.



PRODUCT CERTIFIED FOR LOW CHEMICAL EMISSIONS: UL.COM/GG UL 2818



### Top & Bench Colors




Montana Walnut Wild Cherry Bannister Oak Fusion Maple Gray Nebula Royal Blue Red Yellow

### Frame Colors



Black

### Table Core Options



MDF Particleboard Plywood

### Edge Color



Black

### Table Edge Options



LockEdge Vinyl T-molding



Furniture & Equipment

Visit us at [www.ClassroomSelect.com](http://www.ClassroomSelect.com) or call 1-888-388-3224